

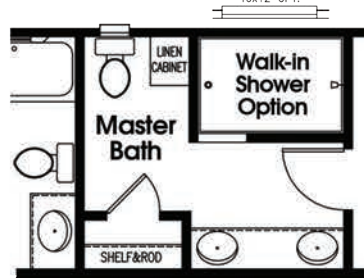
Model # NV-2808

Multi-Section

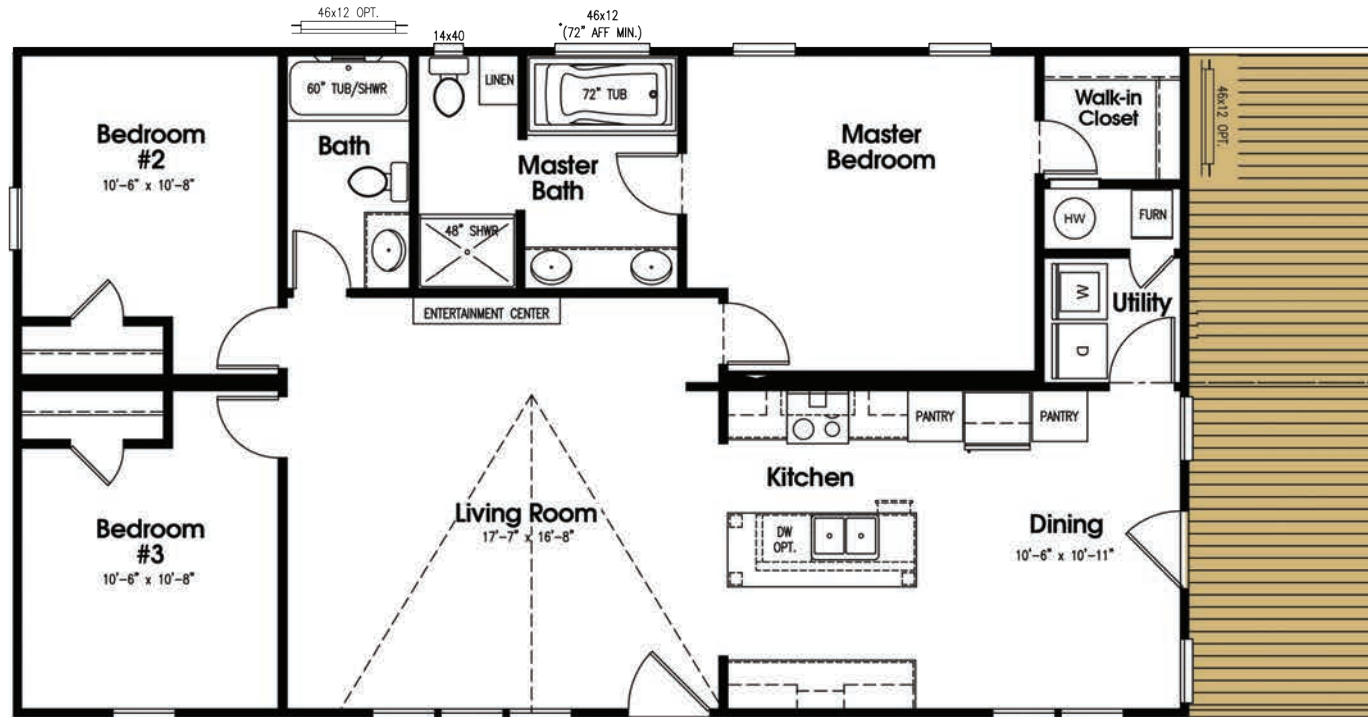
1530 Sq Feet

28' x 56'

**3 Bedroom**  
**2 Bath**

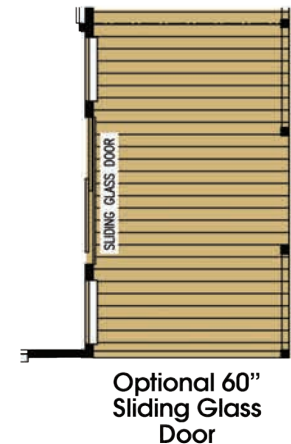


Optional Master Bath



CLERESTORY OPT.  
30x60 30x60 30x60  
30x12 ABV. 30x12 ABV. 30x12 ABV.

8' Covered Porch



**Just Built Different.**  
[www.newvisionmfg.com](http://www.newvisionmfg.com)

Copyright © 2016-2025 New Vision Manufacturing, LLC.

Floor plans, specifications, dimensions, standard features, and availability are subject to change without notice. Not all options may be available. Contact your local retailer for current availability and pricing. No warranties or guarantees, express or implied, are made regarding accuracy, completeness, or availability.

## Exterior Construction

Heavy Duty American Made I-Beam Chasis

Full-Length Outriggers

29 Gauge Industrial Metal Roof

Smart Panel Exterior

Double-hung Tilt-out Vinyl Thermal-pane Windows

38x80 Front Steel Door

36x80 Cottage Rear Door

Sherwin Williams Paint with Multiple Color Options

Exterior Eaves

Rear Exterior GFI Receptacle

Detachable Hitch

## Interior Construction

2 x 4 Interior Walls 24" O.C.

2 x 4 Exterior Walls 16" O.C.

Insulation - R11 Floors/ R11 Walls / R28 Ceiling

8 ft Flat Textured Ceiling

Tape & Textured Walls

Ceiling Air Vents

Raised Panel, 3-Hinge Interior Doors

Solid Wood Cabinet Doors

Vinyl Flooring in Baths, Entryway, Kitchen, Dining, Living Room & Utility

Tongue and Groove OSB Floor Deck

Rebond Carpet Pad

Tack Strip & Carpet Bar

LED Lighting

Wire Shelving in All Closets

2" Blinds

Wood-backed Towel Bars & Tissue Holders

Walk-in Closets

16oz Vintage Beige Carpet in Master & Guest Bedroom

## Plumbing & Electrical

200 AMP Service

A.C. Ready Furnace

40-Gallon Water Heater

Plumbed & Wired for Washer & Dryer

Plumbing Access Panels

Fiberglass Showers & Tubs

Ceramic Lavatories

Elongated Commodes

Vent Fan in Baths

Whole House Smoke Alarm System

Metal Faucets

6 ft Soaker Tub

Rocker Light Switches Throughout

Two-Bulb Bedroom Lights

Exterior Lighting

Heat Tape Outlet

Interior Main Water Shutoff Valve

Individual Water Shutoff Valves

## Kitchen & Bath

Finished Overhead Cabinets with Center Shelves

Lined Base Cabinets

Stainless Steel Farmhouse Sink

Spring Gooseneck Faucet

Brush Nickel Faucets

Dishwasher

Standard Electric Range

18 Cu. Ft. Refrigerator

Vented Range Hood

Additional Options Available

- Optional Wine Cooler Refrigerator
- Optional Pot Filler Water Dispenser
- Optional 6' Kitchen Island w/ Butcher Block
- Optional 48" Electric Fireplace
- Optional Acrylic Tiled Shower Option
- Optional Ventahood Microwave Option
- Stainless Steel Option
- Optional Upgraded Insulation
- ADA Grab Bar Option
- Transom Window Option
- Awnings Option
- Clerestory Dormer Option
- Lino Throughout Option
- 2x4 Interior 16" O.C. Throughout Option
- Garbage Disposal Option & much more!

Copyright © 2016-2025 New Vision Manufacturing, LLC.

**Just Built Different.**

www.newvisionmfg.com

Floor plans, specifications, dimensions, standard features, and availability are subject to change without notice. Not all options may be available. Contact your local retailer for current availability and pricing. No warranties or guarantees, express or implied, are made regarding accuracy, completeness, or availability.